



Sheep Project



Monthly Lesson Plan



March 2022

Upcoming Deadlines

- ✓ April 29th 2022: Market Sheep Ownership Deadline: Own by County Tag In
- ✓ April 29th 2022: Market Sheep Tag-in
- ✓ April 29th 2022: Fair Producer class nominations & visits complete ([click for details](#))
- ✓ ASAP - Lease An Animal Agreements (if leasing breeding animal) due to 4-H office for access to LAA Record Book



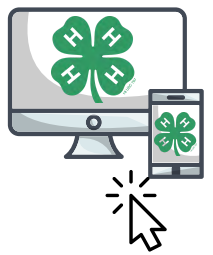
Project Progress

Suggest the following as things your members should work on or accomplish with their project this month. Follow up to see which they achieved:



1. **E Record Books:** Download the 2022 Livestock Record book (or Lease an Animal Record Book if leasing) for their age and complete the front page and Goals page
2. **Hands On:** Members should inspect their pens and housing for hazards before bringing animals home.
3. **Knowledge:** Members should research the history and purpose of the breed of their sheep project animal.
4. **Market:** Members should review selection criteria before purchasing or selecting your market project animal(s) by reading page 9 of the Sheep Resource Handbook and watching this selection video:
5. **Breeding:** Members should check bred animals at least twice a day once they are close to due date. See pg. 35 of Sheep resource handbook to review signs that a ewe will soon give birth.
6. **Other:** Review project requirements listed on the Project Tipsheets
7. **Other:** Update your calendar with 2022 Animal Project Dates

Market Sheep Selection Video



Opportunities

See 4-H Calendars for full details & more recently added events

- Sun. Feb. 26 - 4-H Horse Tack & Livestock Equip. Sale- Boulder County 4-H
- March 17 - Virtual Record Book Workshop





Sheep Project



March 2022

Attached Activities

Use these suggested activities at club project meetings to increase member knowledge and keep members engaged in their project.

Group: Fly Swatter Game: Sheep Breed Version

- This game is a fun way to help members commit information to memory such as the different sheep breeds and their primary uses.

Individual: 4-H Goat Activity Page

- This activity page can be completed by goat members at home and will help to review/learn information and begin to plan for their upcoming 4-H year.

for more Sheep project activities, order the National 4-H Curriculum "Sheep Helpers Guide" through the 4-H Office



Fun Fact

There are 450 feet of wool yarn in one baseball!



Timely Tips to Share

Social media platforms like Facebook are a common place to search for and find sheep producers and upcoming sales. When reaching out to breeders members should feel free to ask them things like; what are your price ranges, what vaccinations will your animals have before sale, are you willing to answer questions we may have as we raise the project.



Resources



- The following & more can be found on the ADCO 4-H Sheep Project Webpage: <https://adams.extension.colostate.edu/4-h-youth/4-h-sheep-project/>
 - 2022 Animal Project Save the Dates
 - Sheep Resource Handbook (Ohio State)
 - E Record Books
 - Fourcast Newsletter Signup
 - Project Tipsheet



4-H Agent - [Kenzie Kimmel](#)
303-637-8109 / kkimmel@adcogov.org



4-H Sheep Superintendent - [Matthew Pike](#) - mattp303@gmail.com



ADAMS COUNTY
COLORADO STATE UNIVERSITY
EXTENSION

Activity: Fly Swatter Knowledge Game
Sheep Breeds Version

Lesson:

First, use the Sheep Resource Handbook to discuss and view the different breeds with your members. Help your members determine which breed they own or want to raise. The leader will then paste printed images and words to a wall and have members form two teams that line up single file facing the wall with images.

Hand the first member in each line a fly swatter. The members at the front of the line will race to the wall to swat their answer to the question the leader reads. The first member to swat the correct answer receives a point for their team and the fly swatter moves to the next team members in line. Leaders can require members to wait to race until saying "Go!" at the end of the question before racing to the wall to swat.

Supplies:

1. 2 Fly Swatters
2. Tape
3. Printed images of breeds and/or words related to breeds (attached)
4. List of questions (attached or make your own)

List of Questions: Breeds

1. Slap the image of the Columbia breed.



2. Slap the image of the Corriedale breed.



3. Slap the image of the Dorset breed.



4. Slap the image of the Finn sheep breed.



5. Slap the image of the Hampshire breed.





a.



a.



a.



a.



a.

11. Slap the image of the Rambouillet breed.



12. Slap the image of the Romney breed.



13. Slap the image of the Shropshire breed.



14. Slap the image of the Southdown.



15. Slap the image of a Suffolk



16. Slap the image of a Targhee.



Columbia



Corriedale

Dorset



Finn Sheep

Hampshire



Lincoln

Merino



Montadale

Oxford



Polypay

Rambouillet

Romney

Shropshire

Southdown

Suffolk

Targhee























Lynsey Frey













4-H SHEEP ACTIVITY PAGE

Developed by **Dr. Dwight Loveday**, Associate Professor, 4-H Youth Development

Beginning

Your 4-H ANIMAL SCIENCE-SHEEP Project


When you have a sheep project, you must provide daily care for the lamb. You provide clean and safe housing, fresh and clean water, nutritious animal foods and health care. You learn responsibility when you have to provide the daily care for your sheep project.



Life Skill
Responsibility

Some of the skills you can learn and activities you can do this year are listed below. Check your favorites. Then, work with your 4-H leaders and parents to make a 4-H project plan for what you want to do and learn this year.

- Learn about the breeds of sheep
- Learn the parts of a sheep
- Learn what a sheep eats
- Show your lamb at a 4-H show or fair
- Learn about the products that come from sheep
- Complete a service project using something you have learned about sheep
- Other _____



Ewe will have fun with your 4-H sheep project

Types of Sheep

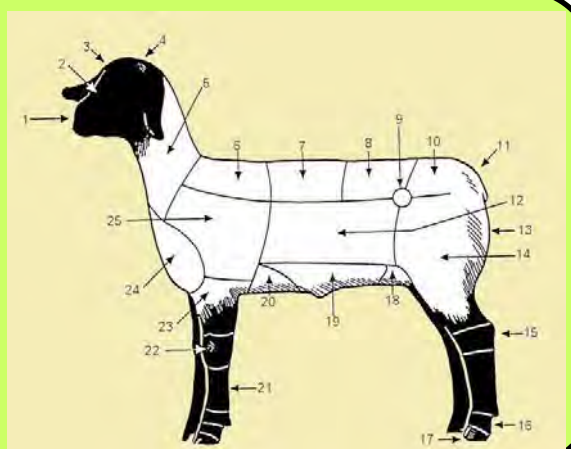
There are more than 40 breeds of sheep in the U.S. A breed is a group of animals that have common ancestry. They will look similar and have similar production traits. Some sheep are large and some are smaller; some have black legs and heads, while others are white. Sheep breeds can also be grouped based upon their primary use in the sheep industry. Some sheep are raised to produce meat and others are raised to produce wool. Some breeds are "ewe" breeds because they make good mothers and some are "ram" or "meat" breeds because they grow fast. Some sheep (dairy) are raised to produce milk for making cheese. Sheep breeds can also be grouped based on the type of fiber they produce. Some sheep produce a fine, high-quality wool while other breeds produce a medium or coarse fiber wool. Some breeds have hair and do not need shearing like the wool breeds. Some breeds are classed as "dual purpose" because they are acceptable for either meat or wool production. To learn more about sheep breeds, check out the Website: www.ansi.okstate.edu/breeds. Can you find an example of a

- | | |
|-----------------------------|------------------------------|
| 1) meat breed? _____ | 5) ewe breed? _____ |
| 2) fine wool breed? _____ | 6) black-faced breed? _____ |
| 3) coarse wool breed? _____ | 7) dairy breed? _____ |
| 4) hair breed? _____ | 8) dual-purpose breed? _____ |

Identify the Parts of a Sheep

Identify the body parts of a sheep by placing the number location in the blank.

- | | | |
|--------------------|----------------|-------------------------|
| ____ a. Belly | ____ j. Hock | ____ r. Pastern |
| ____ b. Breast | ____ k. Hoof | ____ s. Poll |
| ____ c. Cannon | ____ l. Knee | ____ t. Rear Flank |
| ____ d. Dock | ____ m. Leg | ____ u. Rib |
| ____ e. Face | ____ n. Loin | ____ v. Rump |
| ____ f. Forearm | ____ o. Middle | ____ w. Shoulder |
| ____ g. Fore Flank | ____ p. Muzzle | ____ x. Twist |
| ____ h. Forehead | ____ q. Neck | ____ y. Top of Shoulder |
| ____ i. Hip | | |




4-H SHEEP ACTIVITY PAGE

Talk Like a Shepherd *Fill in the puzzle using the clues provided.*

Clues Across:

- Natural fiber produced by sheep
- Meat from sheep over 1 year old
- A group of sheep
- Waves or kinks in a wool fiber
- Process of removing wool from sheep
- Major food source for sheep
- Wool taken from sheep at one time
- To remove or shorten the tail
- Amount of feed given in one day
- Meat from young sheep or sheep under 1 year of age



Clues Down:

- Major grain fed to sheep
- Naturally hornless
- Giving birth to sheep
- A female sheep
- Another name for a ram
- Dried grass of plants fed to sheep
- A castrated male sheep
- Type of stomach that a sheep has
- A disease that causes a sheep to limp



Service Ideas

- Make a craft with wool for a gift.
- Take your sheep to schools and churches for programs.
- Make a poster or exhibit to share ideas with others.

For more ideas,
contact your
4-H office.

Other 4-H Sheep Project Activities

4-H Sheep Conference
TN Jr. Sheep Producers
Winter Leadership Retreat
4-H Jr. High Academic
Conference
Sheep EXPO
Make It Yourself With
Wool
Fair Sheep Shows
Wool & Woolies

Additional Resources

Taking care of a sheep project is an important responsibility. This activity sheet has given you the opportunity to learn about sheep and wool. However, there is much more to learn about sheep care. Use the resources listed below to continue learning about sheep.

- School & public libraries
- Local sheep producers
- 4-H project groups
- Internet sites such as American Sheep Industry Association and Maryland Small Ruminant Page's Sheep101
- The 4-H sheep Web page:

<http://www.utextension.utk.edu/4h/projects/sheep.htm>

Don't forget
to submit your
project report to
your 4-H leader.

*Reviewed by Steve Sutton, Extension Specialist
Edited by Amy Willis, Extension Program Assistant, and Wanda Russell, Publications Editor*